



**V-MOUNT BATTERY**



**G CUBE**  
(12A / 98W, 165W, 190W, 290W)



**E CUBE**  
(15A / 165W, 190W, 290W, 390W)



**N CUBE**  
(22A 290W)



**MONSTER**  
(26A 390W)



**BUMBLEBEE**  
(12A / 98W, 145W)

**CHARGER**



**CUBE STATION K**



**CUBE STATION**



**CUBE STATION L**



**CUBE DOCK**



**G-C032**

**EQUIPMENT**



**CUBE BANK**

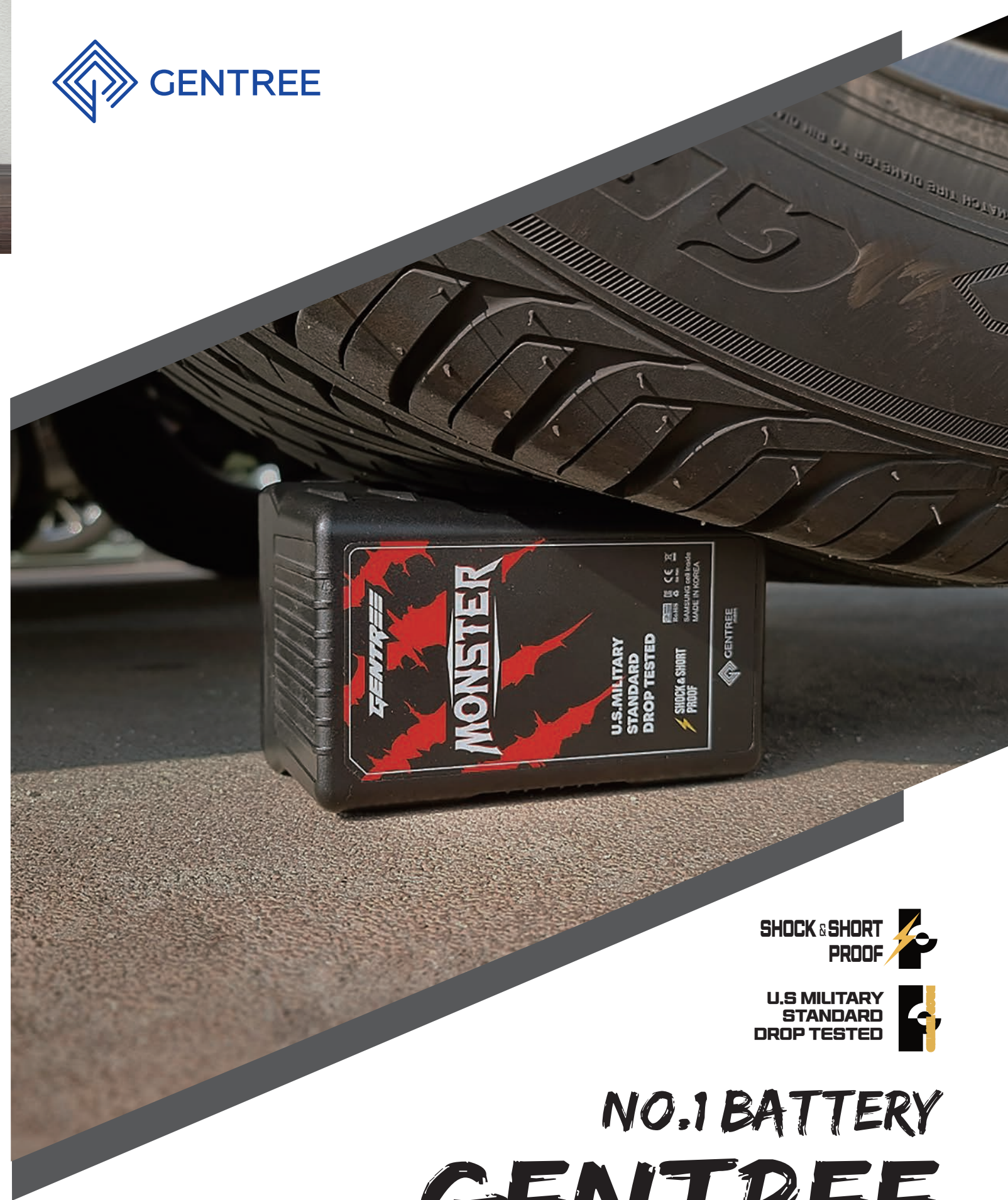


Address. Room 803, 403, Pyeongcheon-ro 655, Wonmi-gu, Bucheon-si, Gyeonggi-do

Tel. +82-32-556-8940

Fax. +82-32-556-8941

E-mail. [gentree@gentree.co.kr](mailto:gentree@gentree.co.kr)



**SHOCK & SHORT PROOF**

**U.S. MILITARY STANDARD DROP TESTED**

**NO.1 BATTERY**  
**GENTREE**




## SHOCK PROOF

U.S Military Standard Drop Test passed with special designed structure by GENTREE and special material.




## SHORT PROOF

Auto-Cutting off output when abnormal discharge is detected with special patented technology of GENTREE.




## Heat Optimization

Big capacity BMS board and wireless design. Own connector design and optimize thickness of Nickel plate for each models.









## Accurate Indicator

More accurate Remain indicator with 100 levels capacity measurement of hybrid voltage measurement and Coulomb counting technology.



## 2022 NEW GENTREE SOLUTION

-  Expend your possibilities with 2D-Taps and 1USB port
-  Be free going around with Battery with Easy-Handle design. (One hand hold)
-  Smart boy wake up automatically when it attached GENTREE charger. (AWtec= Auto Wake-up- Technology)
-  More protection with Over voltage charge protection, More stability (HVPtec= High Voltage Protection-Technology)
-  Wireless inner design make you free from over heating and disconnecting.
-  Lowest stand-by power consumption with auto-sleep mode



# GEN CUBE

World Class Well made Battery  
GENTREE solution of Shock Proof/Short Proof/Heat Optimization/Accurate Remain Indicator

## G CUBE

12A V MOUNT BATTERY  
98W/160W/195W/290W



## E CUBE

15A V MOUNT BATTERY  
160W/195W/290W/390W



## N CUBE

22A V MOUNT BATTERY  
290W

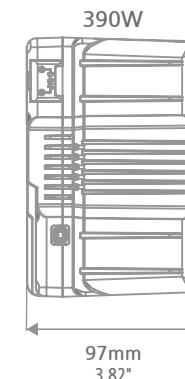
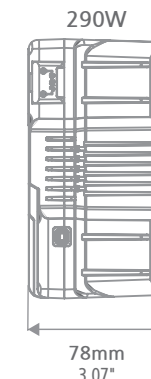
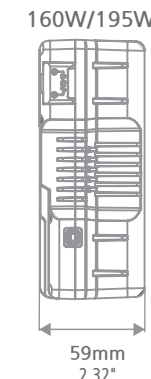
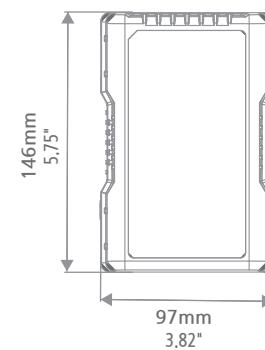


# MONSTER

MONSTER like output of 26A, Cover camera to lightings



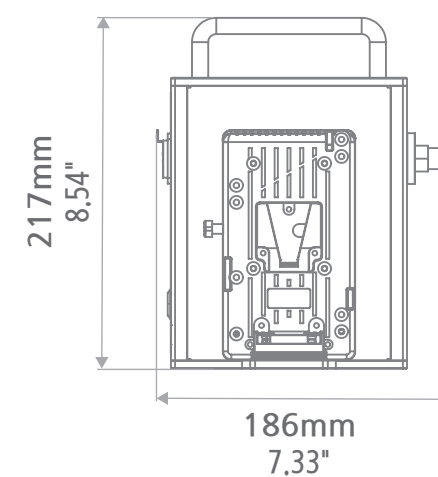
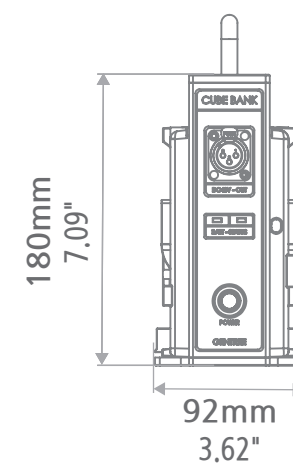
	G CUBE (98W)	G/E CUBE (160W)	G/E CUBE (195W)	E/N CUBE (290W)	E CUBE / MONSTER (390W)
Cell chemistry	Li-Ion				
Nominal voltage	DC 14.4V ( 16.8V ~ 12.0V )				
Capacity	6.8Ah	11Ah	13.5Ah	20Ah	27.2Ah
Charge voltage	16.8V				
Charge current	Max. 3.5A	Max. 6A	Max. 6A	Max. 6A	Max. 6A
MAX. discharge rate	Max. 12A	Max. 12A / 15A	Max. 12A / 15A	Max. 15A / 22A	Max. 15A / 26A
D-TAP	Nominal voltage : 14.4V (16.8V ~ 12.0V) G CUBE : 7A / E/N CUBE : 12A / MONSTER : 12A				
USB	Voltage : DC 5.0V MAX. load : 2.3A Auto power off : 30minutes after no use				
End voltage	12V				
Battery protection circuit	Over-charge, Over-discharge, Over-current (Cell and Pack separately), Over-temperature, Reverse charge				
Ambient temperature	To charge : 10°C ~ 30°C (32°F ~ 104°F) Recommended To discharge : -20°C ~ 50°C (-4°F ~ 122°F), 10°C ~ 40°C (50°F ~ 104°F) Recommended To store : -20°C ~ 40°C (-4°F ~ 122°F) (<85% RH) - Less than 1 month				
Weight/Approx.	620g / 1.36lbs	1.07kg / 2.35lbs	1.07kg / 2.35lbs	1.52kg / 3.35lbs	2.0kg / 4.4lbs





# CUBE BANK M2

Unlock your limit from wire!  
 Build power source of 48V with N CUBE and MONSTER  
 for ARRI Sky Panel and other lightings



CUBE BANK M II		
Output connector	3pin XLR ( Pin 1 : - / Pin 2 : + )	
Battery	N CUBE (2pcs)	MONSTER (2pcs)
Power outs	DC 48V / 10A (max)	DC 48V / 13.5A (max)
Using time	S60/120 : Apprx. 1h 20m	S60/120 : Apprx. 1h 45m
	S30 : Apprx. 2h 40m	S30 : Apprx. 3h 30m
Weight	Apprx. 1.5Kg ( 3.31 lb)	
Temperature	-10°C ~ + 40°C ( 14°F ~ 104°F )	